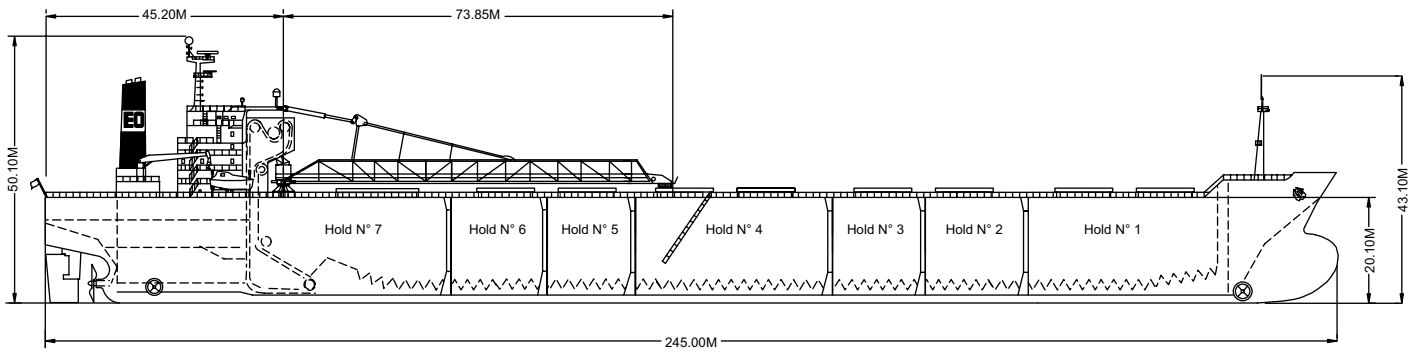
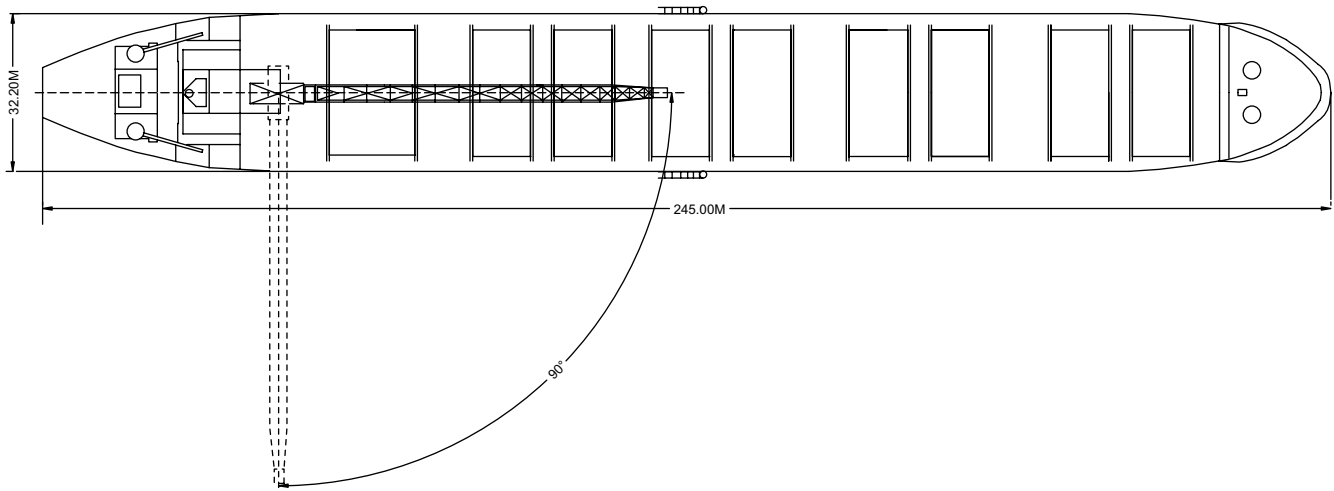
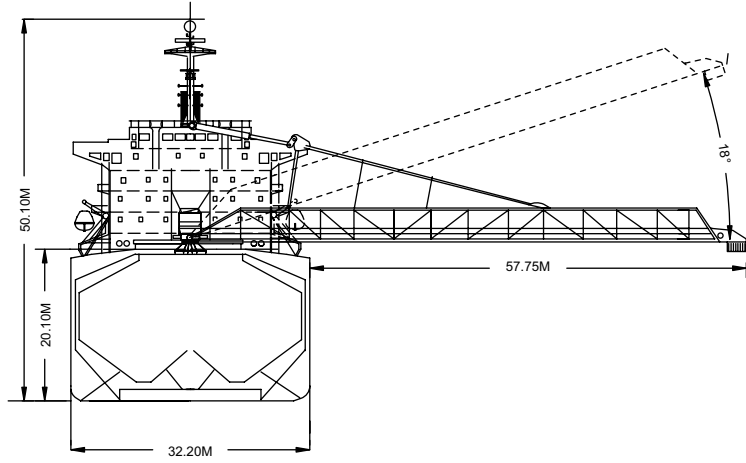




Built	1990
Classification	..	Lloyds 1A1 Bulk Carrier, HC/E, Holds 2,3,5,6 may be empty
Length Overall	245.0 metres
Breadth Moulded	32.2 metres
Depth Moulded	20.1 metres
Total Hold Capacity (including hatches)	72,103.8 cubic metres
Deadweight	77,548.5 tonnes
Draft	14.017 metres
Gross Tonnage	43,332 tonnes
Net Tonnage	19,471 tonnes
Bow Thruster	2,465 H.P.
Stern Thruster	1,340 H.P.
Length of Boom	73.85 metres
Discharge Rate	Coal	4,000 tonnes/hr
	Iron Ore	6,000 tonnes/hr



0981-04 Rev.E+ 13/06/05

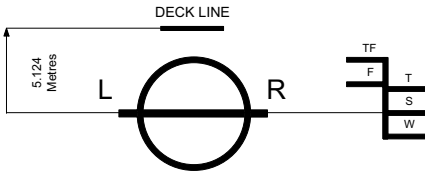
Air Drafts												
(metres)												
Draft Condition	Stem	Foremast	Hatches			Cargo Gear	Main Mast		Funnel	Stern	Other Obstruction	Maximum
			Forward	Midship	Aft		Deployed	Lowered				
Keel	20.60	43.10	24.60	22.15	22.15	N/A	50.1	-1.0	43.00	N/A	N/A	50.10
Light Ship	17.00	42.10	23.74	19.78	19.78	N/A	45.9	-1.0	39.20	N/A	N/A	45.90
Normal Ballast 50% Bunker	13.26	37.10	18.81	15.46	15.46	N/A	42.16	-1.0	35.40	N/A	N/A	42.16
Fully Loaded 50% Bunker	7.18	29.10	10.48	8.13	8.13	N/A	36.08	-1.0	29.00	N/A	N/A	36.08

Hatch and Hold Specifications									
Hold Number	1	2	3	4	5	6	7	TOTAL	
Hold Volumes (cubic metres)									
Cubic	14,842.9	8,114.3	7,398.6	15,640.2	8,114.3	7,398.6	10,549.8	72,103.8	
Maximum Grain	14,842.9	8,114.3	7,398.6	15,640.2	8,114.3	7,398.6	10,549.8	72,103.8	
Grain in way of Hatch	N/A	N/A	N/A	N/A	N/A	N/A	N/A	N/A	
Hold Openings (metres)									
Number of Openings	2	1	1	2	1	1	1	9	
Opening Length	10.20	10.20	10.20	10.20	10.20	10.20	15.30		
Opening Width	14.40	14.40	14.40	14.40	14.40	14.40	14.40		
Coaming Height above Keel	21.50	21.50	21.50	21.50	21.50	21.50	21.50		
Hatch Information (metres)									
Description	side-rolling panels	side-rolling panels	side-rolling panels	side-rolling panels	side-rolling panels	side-rolling panels	side-rolling panels	side-rolling panels	
Operation	hydraulic	hydraulic	hydraulic	hydraulic	hydraulic	hydraulic	hydraulic	hydraulic	
Hatch Length	10.20 x 2	10.20	10.20	10.20 x 2	10.20	10.20	15.30		
Hatch Width	14.40 x 2	14.40	14.40	14.40 x 2	14.40	14.40	14.40		
Hatch Top Height above Keel	22.15	22.15	22.15	22.15	22.15	22.15	22.15		

Cargo Handling Equipment	
• Unloading Equipment:	Consilium System
• Two hold conveyors,	Two cross conveyors
• One lift conveyor,	One boom conveyor
• Dust Suppression System:	Surfactant foam and water sprays
• Unloading Boom length:	73.85 metres
• Discharge Rate:	
Coal	4,000 tonnes/hr
Iron Ore	6,000 tonnes/hr
• Maximum boom outreach:	57.75 metres

Consumption (tonnes per day)				
	Speed		Main Engine	Generators
	Loaded	Ballast	IFO	MDO
Sea	14	14.8	37	0
Port / Anchorage			4	0
Loading / Discharge			8	0.3

CAROLINE OLDENDORFF



ASSIGNED DRAFTS			
Season	Draft (metre)	Displ. (tonnes)	DWT (tonnes)
TF	14.63	92,989	79,539
F	14.34	90,948	77,498
T	14.31	93,035	79,585
S	14.02	90,949	77,548
W	13.73	88,867	75,417

Light Ship
13,401 tonnes

DEADWEIGHT SCALE									
DRAFT				DISPLACEMENT	TPC	DEADWEIGHT	DRAFT		
Sea Water		Fresh Water					Sea Water		
(metre)	(feet)	(metre)	(feet)	(tonnes)	(tonnes)	(tonnes)	(feet)	(metre)	
	48		48		72	80,000	48		
14	46		46	90,000			46	14	
	44	14	46				44		
13	42		44			70,000	42	13	
	40	13	42	80,000			40		
12	40		40		70		40	12	
	38	12	40				38		
11	36		38			60,000	36	11	
	34	11	36	70,000			34		
10	32		34		68	50,000	32	10	
	30	10	32	60,000			30		
9	28		30			40,000	28	9	
	26	9	28				26		
8	26		26	50,000	66		26	8	
	24	8	24				24		
7	22		22	40,000			22	7	
	20	7	20				20	6	
6	20		20			20,000	18		
	18	6	18				18		
5	16		16	30,000	64		16	5	
	14	5	14				14		
4	14		14			10,000	14	4	
	12	4	12	20,000			12		
3	10		10		62		10	3	
	8	3	8				8		
			8	10,000					

0981-04 Rev. E+ 06/13/06



For more information on this ship please visit www.cslint.com