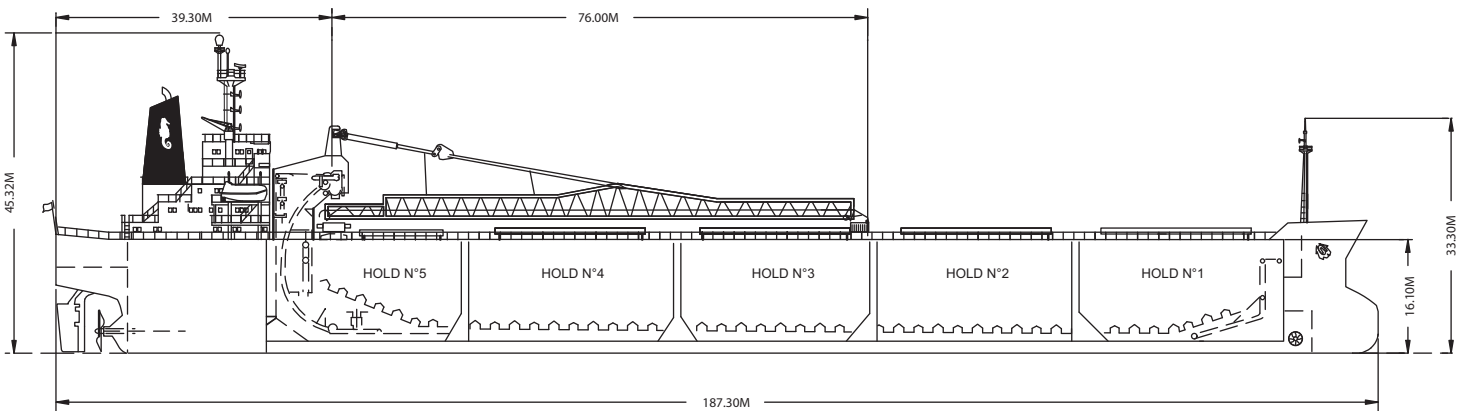
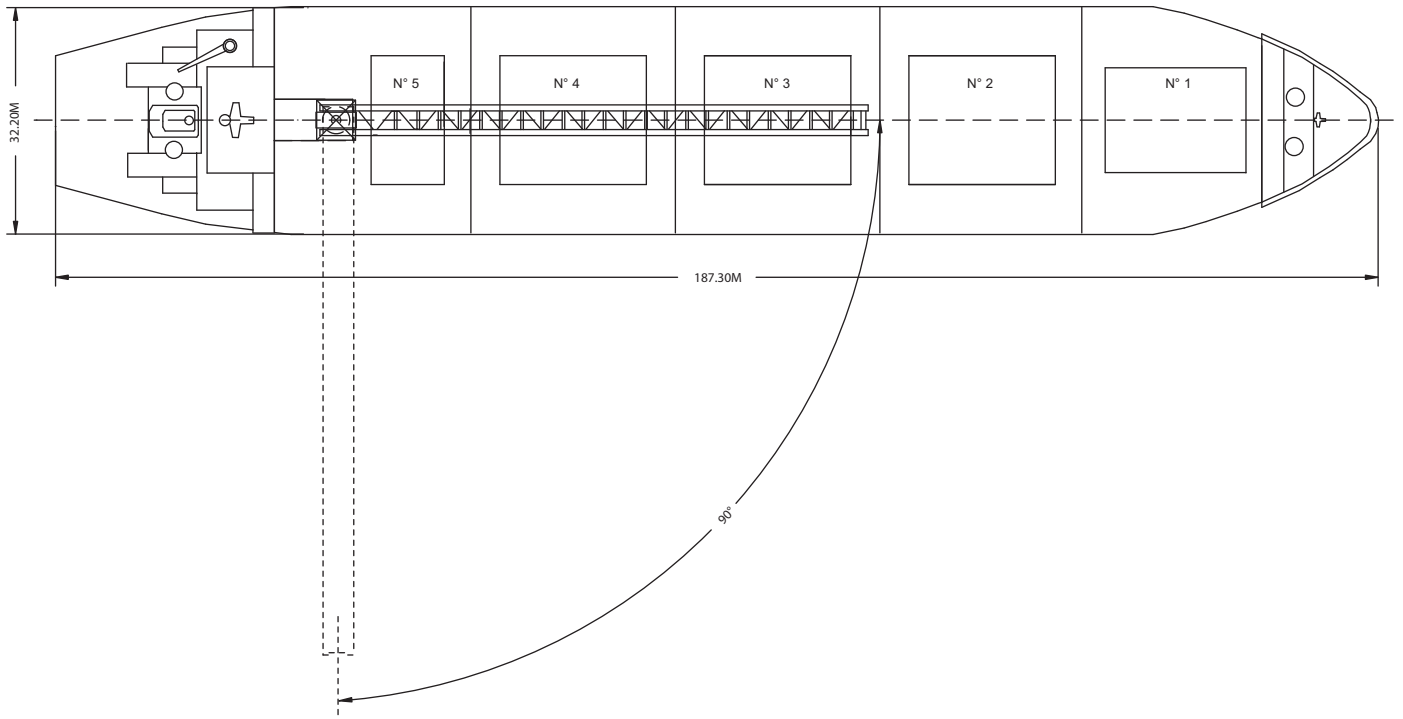
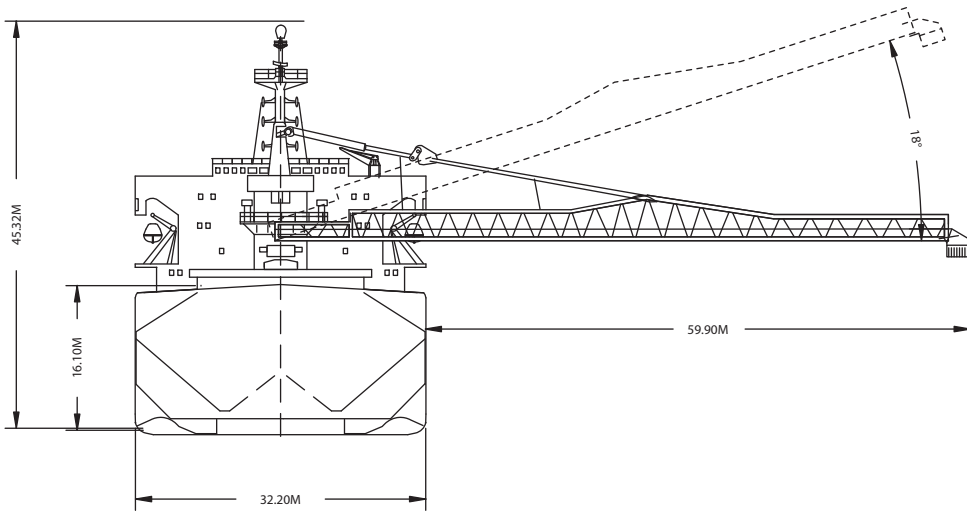




Unloading aggregate into a hopper.

Built	1995
Classification	ABS +A1(E)
Length Overall	187.30 metres
Breadth Moulded	32.20 metres
Depth Moulded	16.10 metres
Total Hold Capacity (including hatches)	39,643.80 cubic metres
Deadweight	44,389 tonnes
Draft	11.36 metres
Gross Tonnage	26,792 tonnes
Net Tonnage	13,616 tonnes
Bow Thruster	746 kW
Length of Boom	76.00 metres
Discharge Rate	-Coal	2,500 tonnes/hr
	-Ore	4,200 tonnes/hr



0981-04 12/03/04

Air Drafts												
(metres)												
Draft Condition	Stem	Foremast	Hatches			Cargo Gear	Main Mast		Funnel	Stern	Other Obstruction*	Maximum
			Forward	Midship	Aft		Deployed	Lowered				
Keel	21.90	33.30	18.25	18.25	18.25	N/A	45.32	N/A	36.3	19.20	N/A	45.32
Light Ship	21.30	32.70	17.65	15.71	13.78	N/A	42.10	N/A	31.8	14.73	N/A	42.10
Normal Ballast 50% Bunker	17.00	28.40	13.35	12.20	11.05	N/A	38.78	N/A	29.1	12.00	N/A	38.78
Fully Loaded 50% Bunker	10.55	31.95	6.90	6.90	6.90	N/A	33.40	N/A	24.9	7.85	N/A	33.40

Hatch and Hold Specifications									
Hold Number	1	2	3	4	5	6	7	TOTAL	
Hold Volumes (cubic metres)									
Cubic	6,449.2	8,491.0	8,213.2	8,713.0	5,602.1				37468.5
Maximum Grain	6,835.6	8,996.3	8,718.5	9,218.3	5,875.1				39643.8
Grain in way of Hatch	386.4	505.3	505.3	505.3	273.0				2175.3
Hold Openings (metres)									
Number of Openings	1	1	1	1	1				5
Opening Length	20.00	20.80	20.80	20.80	10.40				
Opening Width	15.00	18.30	18.30	18.30	18.30				
Coaming Height above Keel	17.70	17.70	17.70	17.70	17.70				
Hatch Information (metres)									
Description	McGregor Hydraulic	McGregor Hydraulic	McGregor Hydraulic	McGregor Hydraulic	McGregor Hydraulic				
Operation									
Hatch Length	20.00	20.80	20.80	20.80	10.40				
Hatch Width	15.00	18.30	18.30	18.30	18.30				
Hatch Top Height above Keel	18.25	18.25	18.25	18.25	18.25				

Cargo Handling Equipment
• Gravity self unloading vessel
• Dust Suppression System: Boom Canvas Covers
• Unloader Inner Boom Length: 76.00 metres
• Discharge Rate - Coal: 2,500 tonnes/hr Ore: 4,200 tonnes/hr
• Maximum Boom Outreach: 59.90 metres

Consumption (tonnes per day)				
	Speed		Main Engine	Generators
	Loaded	Ballast	IFO	MDO
Sea	13.5 knots	14 knots	27.5	0.8
Port / Anchorage			2	0.9
Loading / Discharge			4	3

